








AS3996:2006 LOAD CLASSIFICATIONS

The Australian Standard AS3996:2006 is the nominated standard for projects and applications within Australia. The following table provides an overview of the typical uses and load capacities of each Class. The appropriate class for an access cover or grate is dependent upon its place of installation and its intended use.

SVC do not use the ambiguous LIGHT, MEDIUM and HEAVY untested ratings. All SVC grates and covers comply to AS3996:2006 and are associated with a tested class rating.

| CLASS | TYPICAL USE | LOAD LIMIT |
|----------|--|---|
| A | Areas (including footways) accessible only to pedestrians and pedal cyclists and closed to other traffic |  10kN |
| B | Areas (including footways and light tractor paths) accessible to vehicles (excluding commercial vehicles) or livestock |  80kN |
| C | Malls and pedestrian areas open to slow moving commercial vehicles |  150kN |
| D | Carriageways of roads and areas open to commercial vehicles |  210kN |
| E | General docks and aircraft pavements |  400kN |
| F | Docks and aircraft pavements subject to high wheel loads |  600kN |
| G | Docks and aircraft pavements subject to very high wheel loads |  900kN |

TRENCH GRATES

- Available to suit Class B and D load ratings as per AS3996:2006
- Manufactured with bolts and clips for easy lockdown
- 1000mm grate inserts can be removed from the frames for extra convenience during installation

All dimensions in product descriptions refer to the nominal clear opening sizes.

| PRODUCT CODE | PRODUCT DESCRIPTION | WEIGHT |
|--------------|---|--------|
| GRT1520B | GRATE TRENCH 150x2000 CLASS B | 44 kg |
| GRT1520D | GRATE TRENCH 150x2000 CLASS D | 54 kg |
| GRT1530B | GRATE TRENCH 150x3000 CLASS B | 65 kg |
| GRT1530D | GRATE TRENCH 150x3000 CLASS D | 77 kg |
| GRT2420B | GRATE TRENCH 240x2000 CLASS B | 33 kg |
| GRT2420D | GRATE TRENCH 240x2000 CLASS D | 78 kg |
| GRT2430B | GRATE TRENCH 240x3000 CLASS B | 49 kg |
| GRT2430D | GRATE TRENCH 240x3000 CLASS D | 117 kg |
| GRT3020B | GRATE TRENCH 300x2000 CLASS B | 52 kg |
| GRT3020D | GRATE TRENCH 300x2000 CLASS D | 109 kg |
| GRT3030B | GRATE TRENCH 300x3000 CLASS B | 78 kg |
| GRT3030D | GRATE TRENCH 300x3000 CLASS D | 164 kg |
| GRT1510HGC | GRATE TRENCH 150x1000 HEELGUARD CLASS C | 20 kg |
| GRT3010HGC | GRATE TRENCH 300x1000 HEELGUARD CLASS C | 42 kg |



GRT1520B



GRT1520B



Lockdown detail