








AS3996:2006 LOAD CLASSIFICATIONS

The Australian Standard AS3996:2006 is the nominated standard for projects and applications within Australia. The following table provides an overview of the typical uses and load capacities of each Class. The appropriate class for an access cover or grate is dependent upon its place of installation and its intended use.

SVC do not use the ambiguous LIGHT, MEDIUM and HEAVY untested ratings. All SVC grates and covers comply to AS3996:2006 and are associated with a tested class rating.

CLASS	TYPICAL USE	LOAD LIMIT
A	Areas (including footways) accessible only to pedestrians and pedal cyclists and closed to other traffic	 10kN
B	Areas (including footways and light tractor paths) accessible to vehicles (excluding commercial vehicles) or livestock	 80kN
C	Malls and pedestrian areas open to slow moving commercial vehicles	 150kN
D	Carriageways of roads and areas open to commercial vehicles	 210kN
E	General docks and aircraft pavements	 400kN
F	Docks and aircraft pavements subject to high wheel loads	 600kN
G	Docks and aircraft pavements subject to very high wheel loads	 900kN

CAST IRON

Cast iron access covers are used in a wide range of stormwater, sewer and electrical projects.

- Available to purchase pre-encased in concrete
- Standard bolt-down facility for security
- Load-tested and compliant with AS3996:2006

All dimensions in product descriptions refer to the nominal clear opening sizes.




If required, SVC concrete-encased cast iron covers can be labelled with brass plates to identify the type of application the cover will be used for.

CLASS B CAST IRON COVERS

Class B can withstand pedestrian traffic, livestock and non-commercial vehicles.

PRODUCT CODE	PRODUCT DESCRIPTION	WEIGHT
AC4545B	ACCESS COVER C-IRON 450x450 CLASS B	40 kg
AC600DB	ACCESS COVER C-IRON 60B 600DIA CLASS B	50 kg
AC6060B	ACCESS COVER C-IRON 600x600 CLASS B	65 kg
AC7560B	ACCESS COVER C-IRON 750x600 CLASS B	75 kg
AC7575B	ACCESS COVER C-IRON 750x750 CLASS B	85 kg
AC9045B	ACCESS COVER C-IRON 900x450 CLASS B	70 kg
AC9060B	ACCESS COVER C-IRON 900x600 CLASS B	85 kg
AC9075B	ACCESS COVER C-IRON 900x750 CLASS B	95 kg
AC9090B	ACCESS COVER C-IRON 900x900 CLASS B	120 kg

AVAILABLE WITH CONCRETE INFILL



AC7560B



Class B cast iron cover with concrete infill

CLASS B ENCASED CAST IRON COVERS

Class B concrete-encased access covers provide an easy drop-in solution.

PRODUCT CODE	PRODUCT DESCRIPTION	WEIGHT
ACE4545B	ACCESS COVER C-IRON ENCASED 450x450 CLASS B	218 kg
ACE600DB	ACCESS COVER C-IRON ENCASED 600DIA CLASS B	170 kg
ACE6060B	ACCESS COVER C-IRON ENCASED 600x600 CLASS B	280 kg
ACE7560B	ACCESS COVER C-IRON ENCASED 750x600 CLASS B	300 kg
ACE7575B	ACCESS COVER C-IRON ENCASED 750x750 CLASS B	345 kg
ACE9045B	ACCESS COVER C-IRON ENCASED 900x450 CLASS B	280 kg
ACE9060B	ACCESS COVER C-IRON ENCASED 900x600 CLASS B	340 kg
ACE9075B	ACCESS COVER C-IRON ENCASED 900x750 CLASS B	380 kg
ACE9090B	ACCESS COVER C-IRON ENCASED 900x900 CLASS B	453 kg

AVAILABLE WITH CONCRETE INFILL



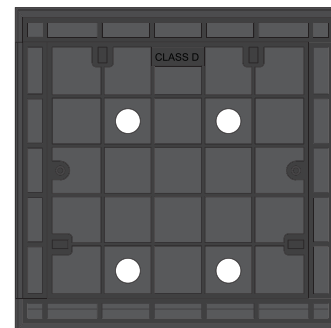
Concrete-encased and infilled access cover for an electrical pit

CLASS D CAST IRON COVERS

Class D access covers are used in roads and trafficable areas open to commercial vehicles.

PRODUCT CODE	PRODUCT DESCRIPTION	WEIGHT
AC4545D	ACCESS COVER C-IRON 450x450 CLASS D	90 kg
AC600DD	ACCESS COVER C-IRON 60D 600DIA CLASS D	90 kg
AC6060D	ACCESS COVER C-IRON 600x600 CLASS D	120 kg
AC7560D	ACCESS COVER C-IRON 750x600 CLASS D	140 kg
AC7575D	ACCESS COVER C-IRON 750x750 CLASS D	160 kg
AC9045D	ACCESS COVER C-IRON 900x450 CLASS D	131 kg
AC9060D	ACCESS COVER C-IRON 900x600 CLASS D	160 kg
AC9075D	ACCESS COVER C-IRON 900x750 CLASS D	190 kg
AC9090D	ACCESS COVER C-IRON 900x900 CLASS D	210 kg
AC1045D	ACCESS COVER C-IRON 1050x450 CLASS D	190 kg
AC1060D	ACCESS COVER C-IRON 1050x600 CLASS D	200 kg

AVAILABLE WITH CONCRETE INFILL



AC6060D



CLASS D ENCASED CAST IRON COVERS

Class D concrete-encased access covers provide an easy drop-in solution.

PRODUCT CODE	PRODUCT DESCRIPTION	WEIGHT
ACE4545D	ACCESS COVER C-IRON ENCASED 450x450 CLASS D	266 kg
ACE600DD	ACCESS COVER C-IRON ENCASED 600DIA CLASS D	260 kg
ACE6060D	ACCESS COVER C-IRON ENCASED 600x600 CLASS D	345 kg
ACE7560D	ACCESS COVER C-IRON ENCASED 750x600 CLASS D	380 kg
ACE7575D	ACCESS COVER C-IRON ENCASED 750x750 CLASS D	400 kg
ACE9045D	ACCESS COVER C-IRON ENCASED 900x450 CLASS D	390 kg
ACE9060D	ACCESS COVER C-IRON ENCASED 900x600 CLASS D	445 kg
ACE9075D	ACCESS COVER C-IRON ENCASED 900x750 CLASS D	520 kg
ACE9090D	ACCESS COVER C-IRON ENCASED 900x900 CLASS D	570 kg
ACE1045D	ACCESS COVER C-IRON ENCASED 1050x450 CLASS D	520 kg
ACE1060D	ACCESS COVER C-IRON ENCASED 1050x600 CLASS D	540 kg

AVAILABLE WITH CONCRETE INFILL



Concrete infilled and encased cast iron cover

COMPLEMENTARY PRODUCTS



CONCRETE PITS [p33](#)

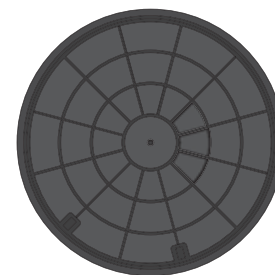


CAST IRON LIFTING KEYS [p49](#)

SEWER (ROUND) CAST IRON COVERS

Round cast iron access covers are used predominantly in sewer applications.

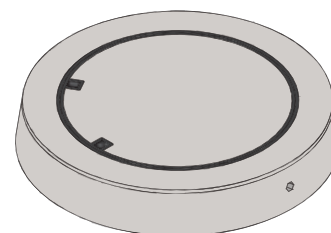
PRODUCT CODE	PRODUCT DESCRIPTION	WEIGHT
AC600DB	ACCESS COVER C-IRON 60B 600DIA CLASS B	50 kg
AC600DSB	ACCESS COVER C-IRON 600DIA SOLID TOP CLASS B	43 kg
AC600DD	ACCESS COVER C-IRON 60D 600DIA CLASS D	90 kg
AC600DSD	ACCESS COVER C-IRON 600DIA SOLID TOP CLASS D	80 kg



AC600DB

ENCASED SEWER (ROUND) CAST IRON COVERS

PRODUCT CODE	PRODUCT DESCRIPTION	WEIGHT
ACE600DB	ACCESS COVER C-IRON ENCASED 600DIA CLASS B	180 kg
ACE600DSB	ACCESS COVER C-IRON ENCASED 600DIA SOLID TOP CLASS B	173 kg
ACE600DD	ACCESS COVER C-IRON ENCASED 600DIA CLASS D	250 kg
ACE600DSD	ACCESS COVER C-IRON ENCASED 600DIA SOLID TOP CLASS B	240 kg




ACE600DB
Concrete encased and infilled
cast iron cover

MULTI-PART CAST IRON COVERS

Multi-part cast iron covers are used with large stormwater or electrical pits.

PRODUCT CODE	PRODUCT DESCRIPTION	WEIGHT
AC2P6012B	ACCESS COVER C-IRON 2PART 600x1200 CLASS B	130 kg
AC2P6012D	ACCESS COVER C-IRON 2PART 600x1200 CLASS D	240 kg
AC2P7512B	ACCESS COVER C-IRON 2PART 750x1200 CLASS B	150 kg
AC2P7512D	ACCESS COVER C-IRON 2PART 750x1200 CLASS D	280 kg
AC2P7515B	ACCESS COVER C-IRON 2PART 750x1500 CLASS B	170 kg
AC2P7515D	ACCESS COVER C-IRON 2PART 750x1500 CLASS D	320 kg
AC2P9012B	ACCESS COVER C-IRON 2PART 900x1200 CLASS B	170 kg
AC2P9012D	ACCESS COVER C-IRON 2PART 900x1200 CLASS D	320 kg
AC2P9015B	ACCESS COVER C-IRON 2PART 900x1500 CLASS B	190 kg
AC2P9015D	ACCESS COVER C-IRON 2PART 900x1500 CLASS D	380 kg
AC3P6018D	ACCESS COVER C-IRON 3PART 600x1800 CLASS D	360 kg
AC3P7523B	ACCESS COVER C-IRON 3PART 750x2300 CLASS B	255 kg
AC3P7523D	ACCESS COVER C-IRON 3PART 750x2300 CLASS D	460 kg
AC3P9018D	ACCESS COVER C-IRON 3PART 900x1800 CLASS D	320 kg
AC3P9023B	ACCESS COVER C-IRON 3PART 900x2300 CLASS B	255 kg
AC3P9023D	ACCESS COVER C-IRON 3PART 900x2300 CLASS D	480 kg
AC4P1212D	ACCESS COVER C-IRON 4PART 1200x1200 CLASS D	500 kg

AVAILABLE IN CUSTOM DIMENSIONS



AC2P6012B



SVC multi-part cover

MULTI-PART ENCASED CAST IRON COVERS

PRODUCT CODE	PRODUCT DESCRIPTION	WEIGHT
ACE2P6012B	ACCESS COVER C-IRON 2PART 600x1200 CLASS B	N/A *
ACE2P6012D	ACCESS COVER C-IRON 2PART 600x1200 CLASS D	N/A *
ACE2P7512B	ACCESS COVER C-IRON 2PART 750x1200 CLASS B	N/A *
ACE2P7512D	ACCESS COVER C-IRON 2PART 750x1200 CLASS D	N/A *
ACE2P7515B	ACCESS COVER C-IRON 2PART 750x1500 CLASS B	N/A *
ACE2P7515D	ACCESS COVER C-IRON 2PART 750x1500 CLASS D	N/A *
ACE2P9012B	ACCESS COVER C-IRON 2PART 900x1200 CLASS B	N/A *
ACE2P9012D	ACCESS COVER C-IRON 2PART 900x1200 CLASS D	N/A *
ACE2P9015B	ACCESS COVER C-IRON 2PART 900x1500 CLASS B	N/A *
ACE2P9015D	ACCESS COVER C-IRON 2PART 900x1500 CLASS D	N/A *
ACE3P6018D	ACCESS COVER C-IRON 3PART 600x1800 CLASS D	N/A *
ACE3P7523B	ACCESS COVER C-IRON 3PART 750x2300 CLASS B	N/A *
ACE3P7523D	ACCESS COVER C-IRON 3PART 900x2300 CLASS B	N/A *
ACE3P9018D	ACCESS COVER C-IRON 3PART 900x1800 CLASS D	N/A *
ACE3P9023B	ACCESS COVER C-IRON 3PART 900x2300 CLASS B	N/A *
ACE3P9023D	ACCESS COVER C-IRON 3PART 900x2300 CLASS D	N/A *
ACE4P1212D	ACCESS COVER C-IRON 4PART 1200x1200 CLASS D	N/A *

AVAILABLE WITH CONCRETE INFILL



Encased multi-part cover
(for the Caulfield-Dandenong
Level Crossing Removal Project)

* Product weight is
dependent on
individual product
requirements

COMPLEMENTARY PRODUCTS



CONCRETE PITS



TRADEWASTE PITS



CAST IRON LIFTING KEYS

SPECIAL ORDERS

Custom cast iron covers with various additional features such as vented covers and decorative edging are made to order. Class E, F and G covers and custom-sized multi-part covers are also available to order.

MADE TO ORDER

PRODUCT CODE	PRODUCT DESCRIPTION	WEIGHT
AC6060VD	ACCESS COVER C-IRON 600x600 VENTED CLASS D	120 kg
AC7575VD	ACCESS COVER C-IRON 750x750 VENTED CLASS D	160 kg
AC9060VD	ACCESS COVER C-IRON 900x600 VENTED CLASS D	160 kg
AC9090VD	ACCESS COVER C-IRON 900x900 VENTED CLASS D	210 kg
AC1060GD	ACCESS COVER C-IRON 1050x650 GALV EDGE CLASS D	200 kg



Cast iron cover with a galvanised
steel edge