


GRIDLITE EVO ACCESS COVERS

- an evolutionary range of lightweight covers for roadworks & construction -



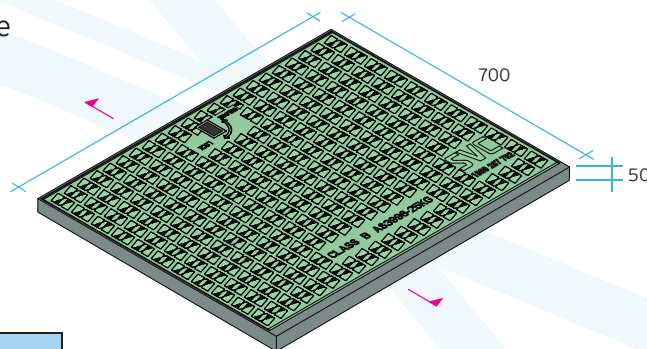
GridLite Evo:

The **new and improved** version of SVC's GridLite lightweight access cover

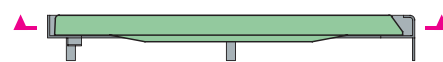
Made from a sheet moulding compound (SMC) material, the **GridLite Evo** is a durable lightweight access cover with an excellent strength-to-weight ratio.

Evo covers allow easy, single-handed access to stormwater pits and access chambers, with a bolt-down safety locking feature to ensure 24-hour security and provide exclusive access to authorised staff only.

| Code | Description | Colours Available |
|------------|-----------------------------|-------------------------|
| 28.EVO44JP | GRIDLITE EVO 450x450 JP SET | GREEN / GREY / CHARCOAL |
| 28.EVO66JP | GRIDLITE EVO 600x600 JP SET | GREEN / GREY / CHARCOAL |
| 28.EVO96JP | GRIDLITE EVO 900x600 JP SET | GREEN / GREY / CHARCOAL |
| 28.EVO99JP | GRIDLITE EVO 900x900 JP SET | GREEN / GREY / CHARCOAL |
| 28.EVO96SE | GRIDLITE EVO 900x600 SE SET | GREEN / GREY / CHARCOAL |
| 28.EVO99SE | GRIDLITE EVO 900x900 SE SET | GREEN / GREY / CHARCOAL |



Cross-section - JP frame



Cross-section - SE frame

KEY DESIGN FEATURES

LIGHTWEIGHT 25KG UNIT

More than two-thirds lighter than a concrete cover, making it much easier to lift and open

CLASS RATED TO AS3996:2019

Load-tested and compliant with Load Class B in *Australian Standard 3996:2019 - Access covers and grates*

HIGH SLIP RESISTANCE PERFORMANCE

Slip resistance classification of P4 in compliance with *Australian Standard 4586:2013 - Wet Pendulum Test*

SUITABLE FOR JP OR SE 900x600 PITS

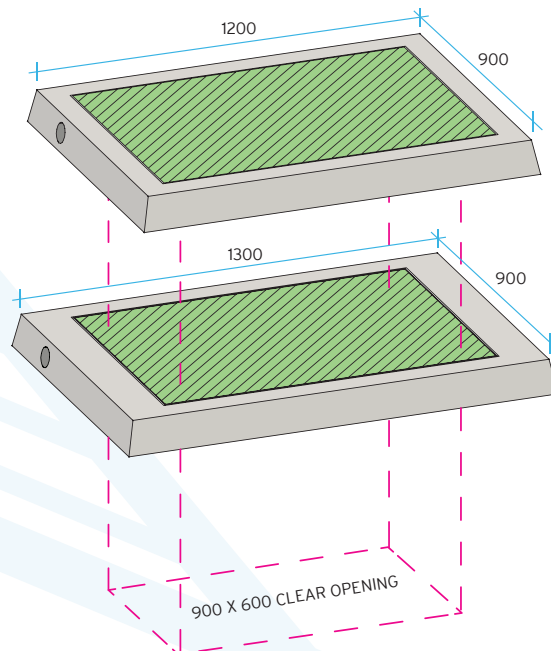
Quality steel frames available to suit junction/grated side entry pits, standard side entry and heavy duty side entry

SECURE BOLT-DOWN FACILITY

In-built locking feature compatible with standard industry keys, removing the need for additional accessories

GRIDLITE EVO ACCESS COVERS


- an evolutionary range of lightweight covers for roadworks & construction -



SAVE TIME WITH A CONCRETE-ENCASED OPTION!

| Code | Description | Colours Available |
|----------------|--|----------------------------|
| 28.EEVO129JP96 | EVO ENCASED 1200x900 FRAME 900x600 JP SET CLASS B | GREEN / GREY / CHARCOAL |
| 28.EEVO139JP96 | EVO ENCASED 1300x900 FRAME 900x600 JP SET CLASS B | GREEN / GREY / CHARCOAL |

COLOURS AVAILABLE:



GridLite Evo lightweight cover sets are available in concrete-encased options to suit 900x600 clear openings for junction pit applications.

Compared to concrete that is poured in-situ around the covers, choosing pre-encased covers ensures additional strength and support. Our concrete encasements are made within a controlled factory environment, utilising a robust 40MPa concrete mix with steel reinforcing adding tensile strength and stability.

* NEW TO THE EVO RANGE *

GridLite Evo lightweight access covers are now available to purchase from SVC in an easy-install, one-frame-two-insert construction, made specifically to suit double side entry pit applications.

With all the product compliance and performance characteristics of our standard Evo range, the double SE Evo provides a convenient drop-in solution for contractors and maintenance teams.

Ready to purchase? Send your enquiry to your SVC account rep or email sales@svc.com.au.

GRIDLITE EVO DOUBLE SIDE ENTRY COVER SET



| Code | Description | Colours Available |
|--------------|--|----------------------------|
| 28.EVOD186SE | GRIDLITE EVO DOUBLE 1800x600 SE SET CLASS B | GREEN / GREY / CHARCOAL |